

SCRATCH JR. CHALLENGE

Begin by exploring the projects in the Scratch Jr. app. Hit the “home button” and then the “question mark” button at the top left.

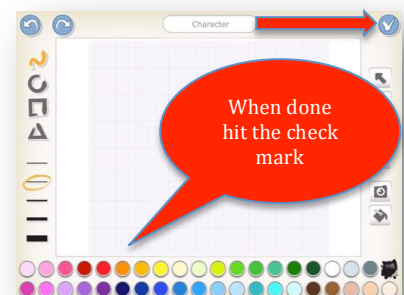
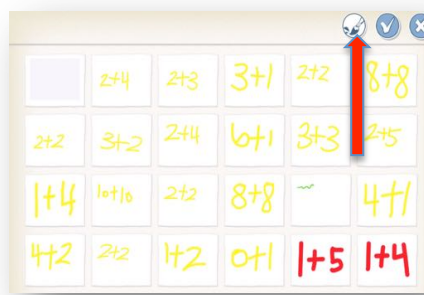


CHALLENGE TIME

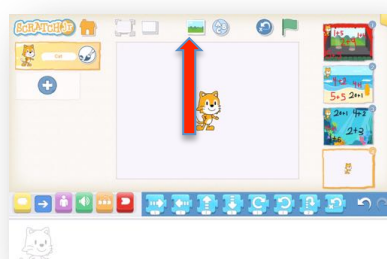
Code a “touch and learn” addition game. The focus is finding a sum of 5.

Helpful Tips:

- You can add math facts by using the drawing feature of the app. Remember to create correct and incorrect answers.



- You can add 4 backgrounds/levels to create the “level up” aspect of games. Think like a game designer! How will a player know they hit an incorrect math fact? How will they know they hit the correct answer? How can you advance the player to the next level? How will they know they game is over?



- When you are done, have someone play and “debug” your game!!